

oops creature


Materials needed:

Drawing paper, markers, & colored pencils

Optional: Acrylic paint & paintbrush or watercolor paint & straw


How to do it:


1. Use a marker to make a random shaped splat on your paper.
Optionally, put a small blob of paint on your paper and carefully blow the paint around the paper with your straw. Let the paint dry completely before going on to the next step.
2. Using markers or colored pencils, add features to your splat (ex. arms, legs, tails, eyes, wings, etc.) and create your own “oops creature.” You are encouraged to consider the environment your creature lives in and draw that too.



How this art relates to Dalí:

Dalí had an active imagination. He often saw images in the rocks surrounding his hometown of Cadaqués. The melted face seen in *The Disintegration of the Persistence of Memory* by Salvador Dalí (below) is thought to have been a representation of one of these rock formations. The melted clocks were inspired by melted cheese. Dalí shows us how we can create something new, even out of something that might seem like a mistake.





National standards:

VA:Cr2.1 Artists and designers experiment with forms, structures, materials, concepts, media, and art-making approaches.

VA:Cr2.2 Artists and designers balance experimentation and safety, freedom and responsibility while developing and creating artworks.